

## To Submit

### Online Abstract Submission


Cancel


1.Primary contact > 2.Authors > **#Abstract & Preview** > 4.Submit


Please check the data, and Click the "Back" button below to return to the previous page and make corrections, if necessary.


Abstract Details	Category	Gynecologic Oncology
	Abstract PDF	

Click "Preview Abstract" button prior to submission. This allows you to check how the abstract will be printed. Please confirm that the abstract should not been truncated. Click the "Back" button to adjust the layout or correct any errors.

 **Preview Abstract**

 Click the button to download Adobe Reader

 Please note that this abstract in the PDF file will be Published intactly in the Proceedings of the JSOG. Review the details of your abstract carefully and make sure that all of contents (especially, author name, text) in your self-responsibility. Thank you !

 **Next**

① Make sure to **click** the "Preview Abstract" button and display a preview picture (PDF) of your abstract.

 **Back**

Copyright © Keiyo Computer Service Co.,Ltd. All rights reserved.

② "Next" button will not appear **until you display a preview picture.**